








# Year Two Term 4 Overview

English	Mathematics	Religious Education	Inquiry	Visual Arts
<p><b>Reading</b> Comprehension Strategies Understanding vocabulary in Context Identifying Visual Representations of Characters Actions Discussing Characters &amp; Settings Identifying Common, proper, Abstract Nouns and Noun Phrases</p> <p><b>Writing</b> Writing to Instruct: Experiments Writing to Entertain: Narratives Writing to Entertain: Poetry To Socialise: Letters &amp; Cards</p> <p><b>Handwriting</b> anti-clockwise letters (s) U family letters (u, v, w, b, y) Number Words</p> <p><b>Grammar and Punctuation</b> Adverbs Plurals Past &amp; Present Tense Possessive Apostrophes Sentence Level Punctuation Common, Proper, &amp; Abstract Nouns Pronouns Adjectives &amp; Verbs</p> <p><b>Spelling</b> High Frequency Words Sound Strategy: tch, ight Building Word Families Magic 'e' Double Consonants Homophones &amp; Homonyms Dependable Rhymes</p> <p><b>Speaking &amp; Listening</b> Making Conscious Choices of Vocabulary Comparing Opinions About Characters, Events &amp; Settings Identifying Sound &amp; Word Patterns Understanding That Language Varies According to Audience, Purpose, Context &amp; Cultural Backgrounds</p>	<p><b>Number and Algebra</b> Addition &amp; Subtraction Using Mental &amp; Written Strategies. Counting &amp; ordering Australian Coins and Notes. Investigating Number Sequences. Recognising &amp; representing Multiplication. Recognising &amp; Representing Division. Recognising and Interpreting fractions of Collections and Objects</p> <div style="text-align: center;">  </div> <p><b>Measurement and Geometry</b> Telling time to the quarter hour Describing and drawing 2D objects and 3D shapes. Investigating slides, flips and turns.</p> <div style="text-align: center;">  </div>	<p><b>Prayers</b> Glory Be Angel of God Prayer to the Guardian Angel Prayer Before Meals Afternoon Prayer</p> <p><b>Unit 1: God Loves Us No Matter What</b></p> <p><b>Faith Concepts</b> Reconciliation, Love, Relationships, Forgiveness, Sacrament.</p> <div style="text-align: center;">  </div> <p><b>Unit 2: Advent and Christmas</b></p> <p><b>Faith Concepts</b> Hope, Tradition, Story, Customs, Ritual.</p> <div style="text-align: center;">  </div>	<p><b>What's the Matter?</b></p> <div style="border: 1px solid black; padding: 5px; margin: 10px 0;"> <p style="text-align: center;"><u>Rich Question</u></p> <p style="text-align: center;"><i>How can substances change from state to state?</i></p> </div> <p style="text-align: center;"><u>Contributing Questions</u></p> <p style="text-align: center;"><i>What is a solid, liquid and gas? How are they different? What are their properties? How do changes occur in our everyday environment? What are molecules and atoms? How and why do these materials change their states?</i></p> <div style="text-align: center;">  </div> <p><b>Key Concepts and Understandings</b> Students will describe the differences between solids, liquids and gases. They will explore how the same material can exist as a solid, liquid and gas. Students will identify changes that occur when solids, liquids and gases change their state - heating, melting and freezing. Students will plan investigations, hypothesise, experiment and investigate, evaluate and draw conclusions. Students will learn scientific vocabulary to describe changes that occur.</p>	<p><b>Portraits</b> Artists: Renaissance, Picasso Impressions: Self-Portraits Materials: Charcoal, Pencil, Texta</p> <div style="text-align: center; margin: 20px 0;">  </div> <div style="text-align: center;">  </div>